

Vi22101 802.3af/at Powered Device (PD) Installation Manual


The Vi22101 is a PoE splitter that is fully compliant with IEEE 802.3af (15.4W) and IEEE 802.3at (30W) standards. When used with a PoE switch or PoE Midspan, it separates PoE from Ethernet data and regulates the PoE high voltage to 12VDC or 24VDC.

It is designed to power Non-PoE IP devices and can provide 12VDC up to 12W. The Vi22101 is equipped with over current protection to safeguard connected devices and can operate at extended temperature of -40°C to +75°C. It is compact in size and can fit easily in most camera housings. The Vi22101 can be combined with extenders to provide remote DC power over UTP, Coax or single pair wire at distances up to 3,000 without the need for local power supplies.


The Vi22101 is capable of meeting the demanding power requirements for access control, lighting, emergency phone systems and cameras with heaters/blowers. It is an ideal solution for providing remote power to non-PoE IP devices and save installation time and cost.

Important Safety Warning

- Read these instructions.
- Keep these instructions.
- Follow all instructions.
- Heed all warnings.
- Do not use this apparatus near water.
- Clean only with a dry cloth.
- Install in accordance with the manufacturer's instructions.
- This installation should be made by a qualified service person and should conform to all local codes.
- DO NOT bundle UTP or Coax signals in the same conduit as high-voltage wiring.
- To reduce the risk of fire or electrical shock, do not expose these products to rain, moisture, dripping or splashing.
- No objects filled with liquids, such as vases, shall be placed on Vigitron equipment.
- DO NOT install the unit in a place where the operating ambient temperature exceeds 75°C.
- Make sure that the external power supply output voltage is in the recommended range.
- Do not install near any heat sources such as radiators, heat registers, stoves or other apparatus that produce heat.
- Protect the power cord from being walked on or pinched particularly at plugs, convenience receptacles, and the point where they exit from the apparatus.
- Only use attachments/accessories specified by the manufacturer.
- Unplug this apparatus during lightning storms or when unused for long periods of time.
- Refer all servicing to qualified service personnel. Servicing is required when the apparatus has been damaged in any way, such as a power supply cord or plug is damaged, liquid has been spilled, or objects have fallen into the apparatus, the apparatus has been exposed to rain or moisture, does not operate normally, or has been dropped.
- The mains plug is used as the disconnect device and shall remain readily operable.



CAUTION
RISK OF ELECTRIC SHOCK
DO NOT OPEN



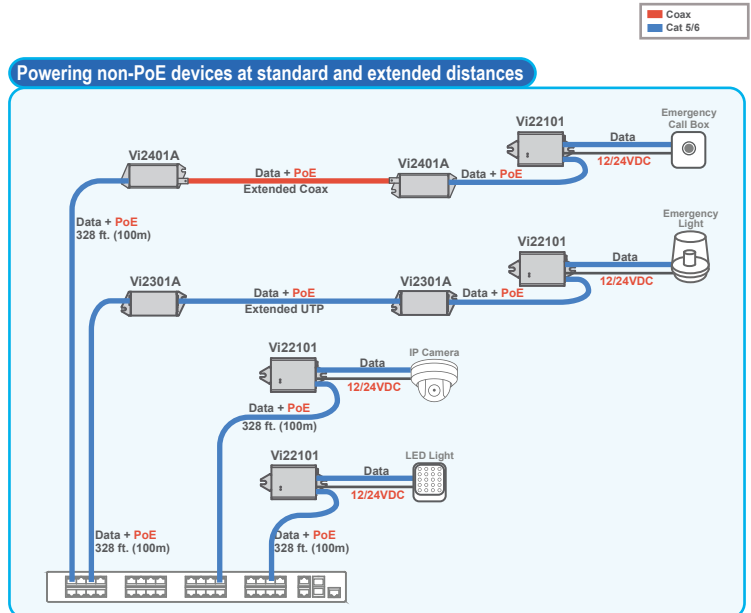
CAUTION: TO REDUCE THE RISK OF ELECTRICAL SHOCK, DO NOT REMOVE COVER. NO USER SERVICEABLE PARTS INSIDE. REFER SERVICING TO QUALIFIED SERVICE PERSONNEL.

⚠ WARNING! - To reduce the risk of fire or electric shock, do not expose this apparatus to rain or moisture. This apparatus should not be exposed to dripping or splashing and no objects filled with liquids, such as vases should be placed on the apparatus.

⚠ WARNING! - This apparatus is a Class I product. This product must be connected to a mains socket outlet thru a PoE source device.

⚠ WARNING! - The main plug or the PoE + Data are used as the disconnect device and should remain readily operable.

Application Drawing



The Vi22101 can power a wide range of PoE devices at standard and extended distances up to 12W.

IP Camera-end Installation

- Use the 12VDC output to power a non-PoE device. Be sure to observe polarity where Red is Positive & Black is Negative.
- Connect a standard Cat5/6 cable of maximum 100m in length from a PoE switch or Midspan to the Vi22101 DATA+Poe port.
- Connect another Cat5/6 cable to the DATA port of the Vi22101 to a non-PoE device.

PoE Switch/NVR-end Installation

- The other end of the RJ45 cable needs to be connected to a PoE capable port of a PoE switch or a Midspan. The PoE port need to be able to provide enough power to the Vi22101 and its connected PoE device.

Technical Specifications*

Electrical

Ethernet Interface	Standard 10/100Mbps
Data Rate	Auto select 10/100Mbps Full speed / Full duplex
Power Consumption	Based on input power
Power Input	IEEE 802.3af, 15.4W
Power Output	12V DC @ 1A
Connections	Input Power: RJ45 Power Out: Push Connector Data: RJ45
Status LEDs	PoE: Red DC Output Available: Green
Data Interfaces and Compliances	RFC 768 UDP, RFC 2068 HTTP RFC 793 TCP, RFC 791 IP RFC 1783 TFTP, RFC 894 IP over Ethernet RFC 2544 TCP/IP Packet Transmission
PoE Compatibility	IEEE 802.3af / Class 0,1,2,3 IEEE 802.3at / Class 4

Mechanical

Dimensions	1.36x2.13x2.91 in., 34.5x54.1x73.9 cm (HxWxL)
Weight	0.27 lb, 123 g

Environmental

Humidity	0 to 90%, Non-condensing
Temperature	Operating: -40°C to +75°C Storage: -65°C to +85°C

Regulatory

Safety	CE
Environmental	RoHS, WEEE

*Specifications are subject to change without notice.

Limited Lifetime Warranty

Vigtron, Inc. warrants that all Vigtron products ("Product"), if used in accordance with these instructions, will be free of defects in material and workmanship for lifetime defined as the duration period of time until product end of life is announcement. After which Vigtron will continue to provide warranty services for a period of 3 years. Period covering valid warranty will be determined by proof of purchase in the form of an invoice from an authorized Vigtron dealer.

Warranty will only be provided for as long as the original end user purchaser owns the product. Warranty is not transferrable. At Vigtron's option, defective product will be repaired, replaced or substituted with a product of equal value. This warranty does not apply if, in the judgment of Vigtron, Inc., the Product fails due to damage from shipment, handling, storage, accident, abuse or misuse, or if it has been used or maintained not conforming to Product manual instructions, has been modified, or serial number removed or defaced. Repair by anyone other than Vigtron, Inc. or an approved agent will void this warranty. Vigtron, Inc. shall not under any circumstances be liable to any person for any incidental, indirect or consequential damages, including damages resulting from use or malfunction of the product, loss of profits or revenues or costs of replacement goods. The maximum liability of Vigtron, Inc. under this warranty is limited to the original purchase price of the Product only.

Drawings

