

Vi6104

4-Channel Active UTP Video Receiver Hub

Features

- Quality color and B&W video over 6,000 feet (1,830 m) of unshielded twisted pair wires (UTP).
- NTSC, PAL, and SECAM video formats
- Compatible with qualified UTP cameras
- 70 dB cross talk and noise immunity
- Full ground-loop immunity
- Built-in differential and common surge protection
- A single distance adjustment for each video channel
- Detachable terminal blocks and RJ-45 connector for UTP
- Video present LED indicators for each channel
- High-density, 1U rack-mountable with a Vi0010 panel
- Limited lifetime warranty



Applications

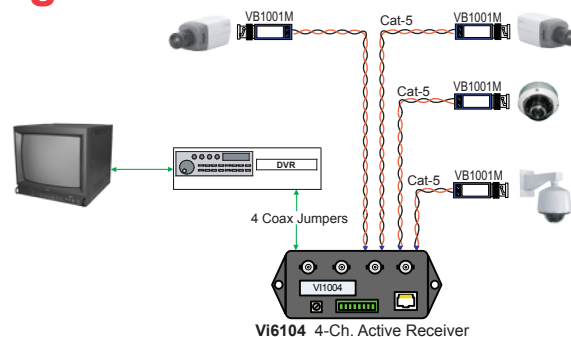
- Security and surveillance
- Structured cable environments
- Casinos and gaming
- Hospitals and airports
- Long distance alternative to fiber optic

The Vigitron Vi6104 is an advanced 4 port active receiver hub that receives high resolution color or black and white video over unshielded twisted pair Category 2-7 cables, at distances up to 6,000 feet (1,830 m) when used with Vigitron Vi6100VT active transmitter. It can receive video signals from any Vigitron passive transceiver for distances up to 3,000 feet (915 m).

The Vi6104 is a compact unit that can be rack mounted with an optional rack kit. Each video channel has a single distance adjustment, as well as an LED to indicate video presence. This receiver has built-in surge suppression to protect video equipment against damaging voltage spikes. Its integrated ground loop isolation prevents disturbing "hum-bars" common with long distance installations and its excellent crosstalk and noise immunity provides quality video up to the maximum distance. The Vi6104, in addition to terminal blocks, provides an RJ-45 port for UTP connectivity to simplify VPD system installations.

The innovative design of Vi6104 offers exceptional quality video and system flexibility making it ideal for a wide variety of applications that require multiple video channels, and offers a cost effective alternative to expensive fiber optic solutions.

Application Diagram



The smart choice for quality video



www.vigitron.com

DSVi6104_0212

Technical Specification*

Electrical

Video Format	NTSC, PAL, SECAM
Frequency	20 Hz to 6 MHz
Coax	75 Ohm
Twisted Pair	100 Ohms +/- 20%, 24 AWG minimum up to 6000 feet (1830 m) unshielded Category 2-7
CMRR	70 dB
Video Present	Green LED for each channel
Power	12-24V AC/DC, 400 mA (12V DC power supply included)
Power Indicator	Red LED
Connectors	UTP video inputs: Terminal blocks and RJ-45 connector Video outputs: BNC connectors Power: Terminal blocks
Transient Immunity	per ANSI/IEEE 587 C62.41

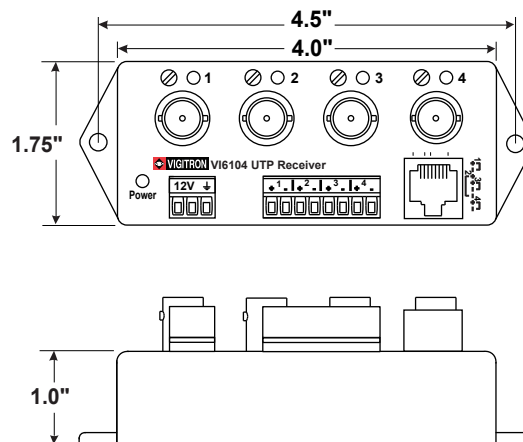
Environmental

Humidity	0 to 95%, non-condensing
Temperature	Operating: -10C to +50C Storage: -30C to +70C

Mechanical

Dimensions	1.75x4.5x1 inches, 4.4x11.5x2.5 cm (HxWxL)
Weight	0.2 Lb, (100 g)
Material	Black ABS plastic, UL rating of 94V-0

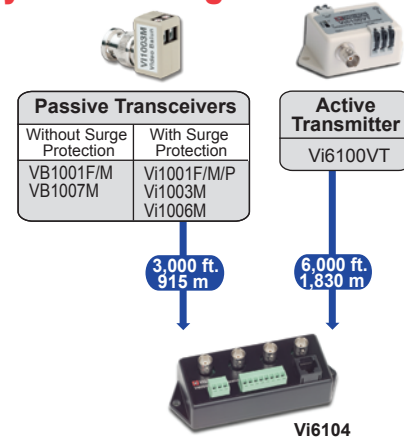
*Specifications are subject to change without notice.



Ordering Information

PART No.	Description
Vi6104	4-Ch Active Receiver hub
Vi0010	1U Mounting Panel

System Configuration



Wire and Cable Recommendations

The Vigitron products are designed to be used with unshielded twisted pair (UTP) wiring. The UTP wire must be 24AWG - 12AWG or Category 2 - 7 cable. Multi-pair cable with an overall shield is acceptable, however individually shielded pairs should be avoided. Multiple UTP video feeds can be operated in the same communication cable along with telephone, computer, control signals and low power voltages. While UTP video may be routed through punch-down block terminals, any resistive, capacitive or inductive devices (such as T-taps or MOV's) must not be used. Please contact Vigitron for more specific information regarding wire types and proper installation techniques.



TEL (+1) 858-484-5209 • FAX (+1) 858-484-1205
7810 Trade Street, Suite 100, San Diego, CA 92121, USA • support@vigatron.com • www.vigatron.com

© Copyright 2012 Vigitron, Inc.