

# Vi6200VR

## Automatic Video Compensation (AVC) UTP Video Receiver

### Features

- Employs Vigitron's Automatic Video Compensation (AVC) technology to provide adjustment-free excellent quality video
- Realtime video at distances up to 2,000 ft. (610 m) when used with any Vigitron passive transceivers, and 4,000 ft. (1,220 m) when used with the Vi6300VT active transmitter
- Integrated 2 channel video distribution amplifier
- NTSC, PAL and SECAM video format compatible
- Unsurpassed 70 dB cross talk and noise immunity
- Full ground loop immunity and built-in surge protection
- Compatible with qualified UTP cameras
- Lever type screw-less wire connectors
- Compact size and easy installation
- Limited lifetime warranty



### Applications

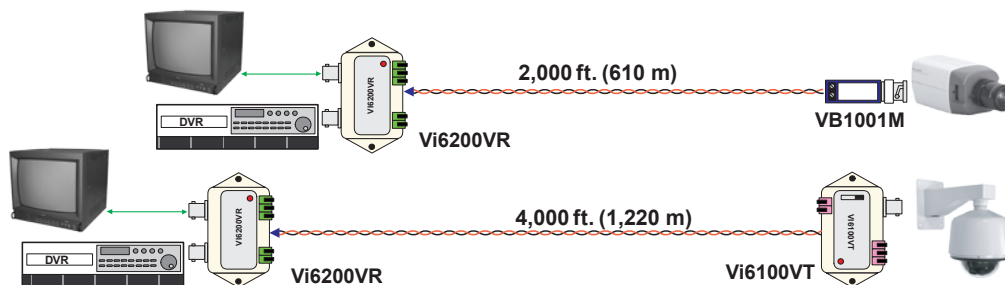
- Security and surveillance
- Department store security
- Casino security
- School campuses

The Vi6200VR is an advanced active UTP receiver that features Vigitron's new Automatic Video Compensation (AVC) technology. AVC incorporates a sophisticated microprocessor controlled analog circuit that continuously analyzes incoming video signal and compensates for cable attenuation independent of video signal content. It provides high resolution color or black and white video over unshielded twisted pair wires of category 2-7, at distances up to 4,000 ft. (1,220 m) when used with the Vigitron Vi6300VT Active Transmitter. It can be used with any Vigitron Passive Transceiver for distances up to 2,000 ft. (610 m).

The Vi6200VR has built-in surge suppression to protect video equipment against damaging voltage spikes. Its integrated ground loop isolation prevents disturbing "hum-bars" common with long distance installations and its excellent crosstalk and noise immunity provides quality video up to the maximum distance. The Vi6200VR has a built-in distribution amplifier that provides 2 independent outputs.

The Vi6200VR's innovative design offers exceptional quality video and system flexibility making it ideal for a wide variety of applications that require multiple video channels making it a cost-effective alternative to expensive fiber optic solutions.

### Application Diagram



The smart choice for quality video



[www.vigitron.com](http://www.vigitron.com)

DSVi6200VR\_0212

# Technical Specification\*

## Electrical

Video Format	NTSC, PAL, SECAM
Frequency	20 Hz to 6 MHz
Adjustment	Automatically controlled by internal microprocessor
Coax	75 Ohm
Twisted Pair	100 Ohms +/- 20%, 24 AWG minimum, unshielded category 2-6 0 to 2,000 ft. (610 m) with Vigitron Passive Transceivers 0 to 4,000 ft. (1,220 m) with Vi6300VT Active Transmitter
CMRR	70 dB
Power	12V-24 VDC/AC, 150 mA maximum (12 VDC power supply included)
Power Indicator	Red LED
Connectors	UTP Video Inputs: Screw-less terminal blocks Video output: Female BNC connectors Power: Screw-less terminal blocks
Transient Immunity	per ANSI/IEEE 587 C62.41

## Environmental

Humidity	0 to 95%, non-condensing
Temperature	Operating: -10°C to +50°C Storage: -30°C to +70°C

## Mechanical

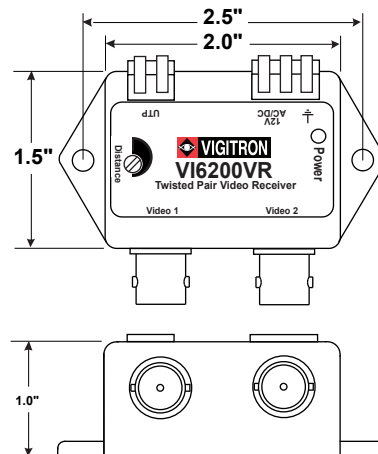

Dimensions	1.6x2.9x1 in., 4.1x7.4x2.5 cm (HxWxL)
Weight	1.5 oz, 40 g

\*Specifications subject to change without notice.

## Ordering Information

PART No.	Description
Vi6200VR	AVC Active Receiver

## System Configuration



## Wire and Cable Recommendations

The Vigitron products are designed to be used with unshielded twisted pair (UTP) wiring. The UTP wire must be 24AWG - 12AWG or Category 2-7 cable. Multi pair cable with an overall shield is acceptable, however individually shielded pairs should be avoided. Multiple UTP video feeds can be operated in the same communication cable along with telephone, computer, control signals and low power voltages. While UTP video may be routed through punch-down block terminals, any resistive, capacitive or inductive devices (such as T-taps or MOV's) must not be used. Please contact Vigitron for more specific information regarding wire types and proper installation techniques.



TEL (+1) 858-484-5209 • FAX (+1) 858-484-1205

7810 Trade Street, Suite 100, San Diego, CA 92121, USA • support@vigitron.com • www.vigitron.com

© Copyright 2012 Vigitron, Inc.