



The MaxiiPower Model Vi22001U is a unique Single port PoE Midspan designed for the most demanding power applications of 10/100/1000 Base-T networks. With the ability to provide up to 90W PoE power, it is the most cost effective method for powering PTZ domes cameras with heaters and blowers. The Midspan is compliant IEEE 802.3af, at, bt class 0-8 and UPoE standards for up to 90W PoE applications.

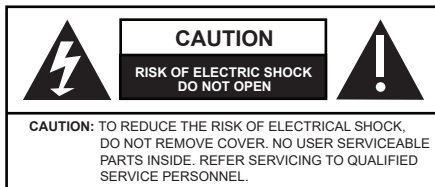
The Vi22001U can virtually meet requirements of any high power PoE application. Its unique internal control system enables it to handle both single PD and dual PD PoE devices.

The Midspan is equipped with LEDs to provide power status. No IP setting or configurations are required and it can be completely transparent to the Ethernet network and higher layer protocols.

The Vi22001U is smaller, lighter and easier to fit in environmental enclosures than most single channel power supplies.

Important Safety Warning

- Read these instructions. Keep these instructions. Heed all warnings.
- Follow all instructions.
- Do not use this apparatus near water.
- Clean only with a dry cloth.
- Install in accordance with the manufacturer's instructions.
- This installation should be made by a qualified service person and should conform to all local codes.
- DO NOT bundle UTP signal wires in the same conduit as high-voltage wiring.
- To reduce the risk of fire or electrical shock, do not expose these products to rain, moisture, dripping or splashing.
- No objects filled with liquids, such as vases, shall be placed on Vigitron equipment.
- DO NOT install the unit in a place where the operating ambient temperature exceeds 60°C.
- Make sure that the power source voltage is in the recommended range.
- Do not install near any heat sources such as radiators, heat registers, stoves or other apparatus that produce heat.
- Protect the power cord from being walked on or pinched particularly at plugs, convenience receptacles, and the point where they exit from the apparatus.
- Only use attachments/accessories specified by the manufacturer.
- Unplug this apparatus during lightning storms or when unused for long periods of time.
- Refer all servicing to qualified service personnel. Servicing is required when the apparatus has been damaged in any way, such as a power supply cord or plug is damaged, liquid has been spilled, or objects have fallen into the apparatus, the apparatus has been exposed to rain or moisture, does not operate normally, or has been dropped.
- The mains plug is used as the disconnect device and shall remain readily operable.



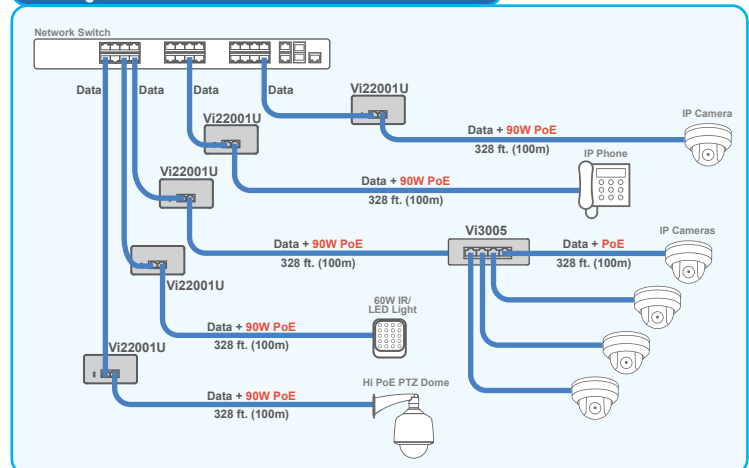
⚠ WARNING! - To reduce the risk of fire or electric shock, do not expose this apparatus to rain or moisture. This apparatus shall not be exposed to dripping or splashing and no objects filled with liquids, such as vases shall be placed on the apparatus.

⚠ WARNING! - This apparatus is a Class I product. This product must be connected to a mains socket outlet through an AC to DC Power supply when using DC input.

⚠ WARNING! - The mains plug is used as the disconnect device and shall remain readily operable.

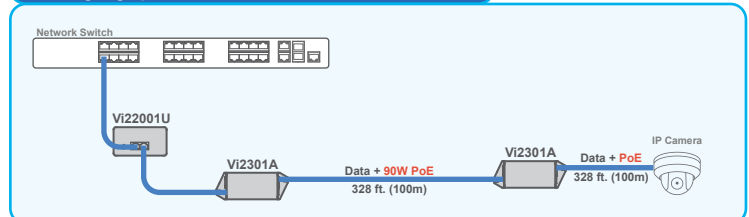
Application Drawing

Powering PoE devices at standard and Extended Distances



The Vi22001U can be used to provide power to a wide variety high PoE power PoE powered devices with Single or Dual PDs.

Powering High power PoE devices at Extended Distances



The Vi22001U can be used along with extenders to provide power to PoE powered devices at long distances.

IP Camera-end Installation

- Connect the UTP Cables (Cat5/6) from the IP camera or other PoE powered device to the "Data + PoE" RJ45 connector of Vi22001U. The cable must be a Cat5/6 with a maximum length of 100m (328 feet).

Ethernet Switch/NVR-end Installation

- Connect the UTP Cable (cat5/6) from the Ethernet switch to the "Data" RJ45 connector of Vi22001U. The total length of UTP cable from network switch to the powered PoE device should not exceed 100m (328 feet).

- Plug the AC power cord provided with the unit to the mains.

Technical Specifications*

Electrical

Ethernet Interface	Standard 10/100/1000 BaseTX
UTP	Category-5 (or higher)
AC Input Power	90-264VAC @ 1.1A Max, 50-60 Hz
PoE Standards	IEEE 802.3af, at, bt class 0-8 up to 90W, UPoE up to 60W
Status LEDs	Power: Green PoE On: Green
Connectors	Input Interface: Shielded RJ-45 Output Interface: Shielded RJ-45 Main Power: IEC 320-C14 inlet
Data Interfaces and Compliances	RFC 768 UDP, RFC 2068 HTTP RFC 793 TCP, RFC 791 IP RFC 1783 TFTP, RFC 894 IP over Ethernet RFC 2544 TCP/IP Packet Transmission

Regulatory

Safety	CE
Environmental	RoHS, WEEE

Environmental

Humidity	0 to 90%, non-condensing
Temperature	Operating: -20°C to +60°C Storage: -40°C to +70°C

Mechanical

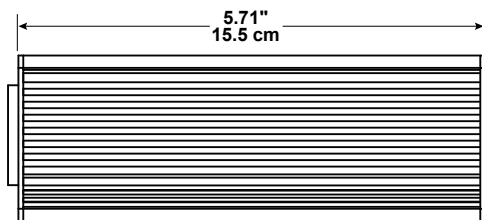
Dimensions	2x3.75x5.71 in., 5.1x9.5x15.5 cm (HxWxL)
Weight	1.58 lb (720 g)
Material	Extruded Aluminum

Included Accessories

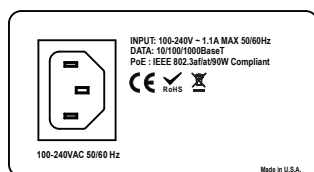
- Molded IEC 7 ft. (200 cm) power cord
- Mounting clips

*Specifications subject to change without notice.

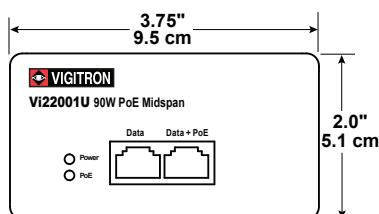
Drawings



Side View



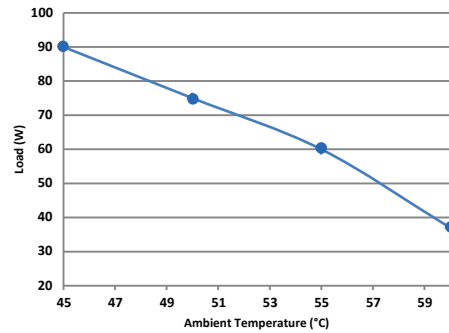
Right View



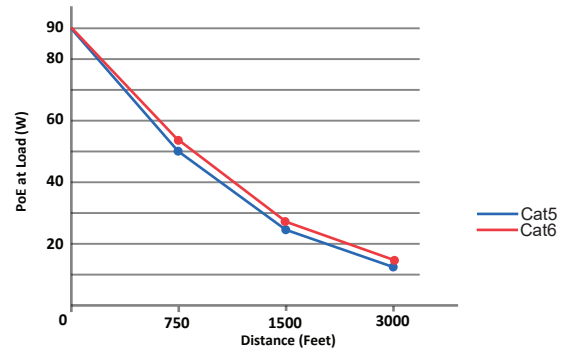
Left View

Performance Charts

PoE Power Output vs. Temperature



PoE Power at the load vs. Distance



Status LEDs

LED Name	Color	Status	Function
PoE	GREEN	OFF	PoE output is OFF
		ON	PoE output is ON

Ordering Information

Part No.

Vi22001U Single port 90W PoE ++ Midspan

Limited Lifetime Warranty

Vigatron, Inc. warrants that all Vigatron products ("Product"), if used in accordance with these instructions, will be free of defects in material and workmanship for lifetime defined as the duration period of time until product end of life is announcement. After which Vigatron will continue to provide warranty services for a period of 3 years. Period covering valid warranty will be determined by proof of purchase in the form of an invoice from an authorized Vigatron dealer.

Warranty will only be provided for as long as the original end user purchaser owns the product. Warranty is not transferable. At Vigatron's option, defective product will be repaired, replaced or substituted with a product of equal value. This warranty does not apply if, in the judgment of Vigatron, Inc., the Product fails due to damage from shipment, handling, storage, accident, abuse or misuse, or if it has been used or maintained not conforming to Product manual instructions, has been modified, or serial number removed or defaced. Repair by anyone other than Vigatron, Inc. or an approved agent will void this warranty. Vigatron, Inc. shall not under any circumstances be liable to any person for any incidental, indirect or consequential damages, including damages resulting from use or malfunction of the product, loss of profits or revenues or costs of replacement goods. The maximum liability of Vigatron, Inc. under this warranty is limited to the original purchase price of the Product only.



TEL (+1) 858-484-5209 • FAX (+1) 858-484-1205

7810 Trade Street, Suite100, San Diego, CA 92121, USA • support@vigatron.com • www.vigatron.com

© Copyright 2022 Vigatron, Inc.