

Vi22401U Single Port 60W PoE Midspan Installation Manual

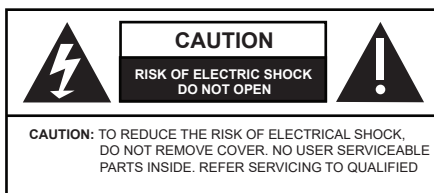


The MaxiiPower Model Vi22401U is a unique Single port PoE Midspan designed for the most demanding power applications of 10/100/1000 Base-T networks. With the ability to provide up to 60W PoE power, it is the most cost effective method for powering PTZ domes cameras with heaters and blowers. The Midspan is compliant IEEE 802.3af, at, bt class 0-6 standards and UPoE up to 60W PoE application. Its unique control system enables it to handle both single PD and dual PD PoE devices.

This Midspan is equipped with LEDs to provide power status. No IP setting or configurations are required and it can be completely transparent to the Ethernet network and higher layer protocols.

Important Safety Warning

- Read these instructions.
- Keep these instructions.
- Heed all warnings.
- Follow all instructions.
- Do not use this apparatus near water.
- Clean only with a dry cloth.
- Install in accordance with the manufacturer's instructions.
- This installation should be made by a qualified service person and should conform to all local codes.
- DO NOT bundle UTP signal wires in the same conduit as high-voltage wiring.
- To reduce the risk of fire or electrical shock, do not expose these products to rain, moisture, dripping or splashing.
- No objects filled with liquids, such as vases, shall be placed on Vigitron equipment.
- DO NOT install the unit in a place where the operating ambient temperature exceeds 75°C.
- Make sure that the external power supply output voltage is in the recommended range.
- Do not install near any heat sources such as radiators, heat registers, stoves or other apparatus that produce heat.
- Protect the power cord from being walked on or pinched particularly at plugs, convenience receptacles, and the point where they exit from the apparatus.
- Only use attachments/accessories specified by the manufacturer.
- Unplug this apparatus during lightning storms or when unused for long periods of time.
- Refer all servicing to qualified service personnel. Servicing is required when the apparatus has been damaged in any way, such as a power supply cord or plug is damaged, liquid has been spilled, or objects have fallen into the apparatus, the apparatus has been exposed to rain or moisture, does not operate normally, or has been dropped.
- The mains plug is used as the disconnect device and shall remain readily operable.

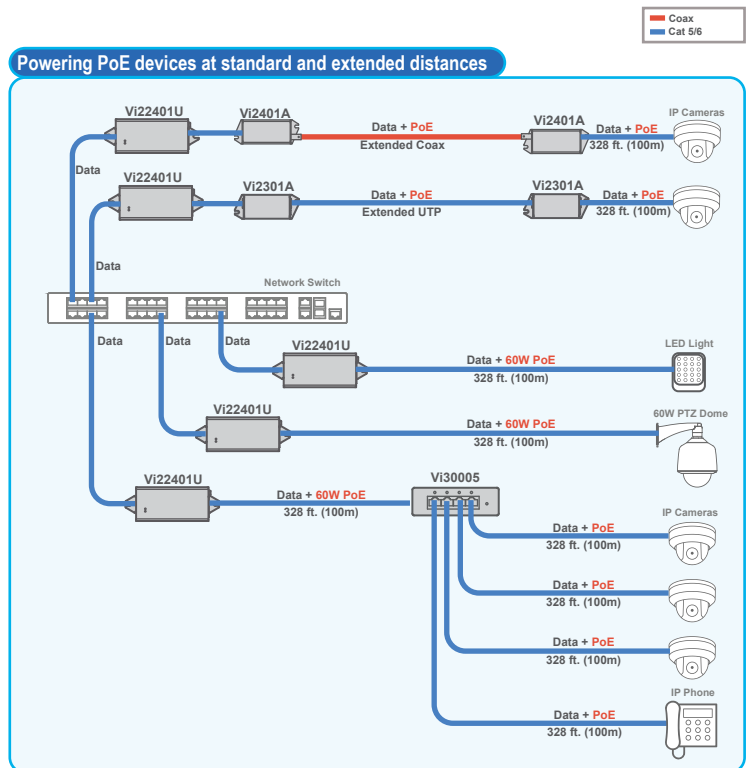


⚠ WARNING! - To reduce the risk of fire or electric shock, do not expose this apparatus to rain or moisture. This apparatus shall not be exposed to dripping or splashing and no objects filled with liquids, such as vases shall be placed on the apparatus.

⚠ WARNING! - This apparatus is a Class I product. This product must be connected to a mains socket outlet through an AC to DC Power supply when using DC input.

⚠ WARNING! - The mains plug is used as the disconnect device and shall remain readily operable.

Application Drawing



The Vi22401 can power a wide range of PoE devices at standard and extended distances up to 60W.

IP Camera-end Installation

- Connect the UTP Cables (cat5/6) from the IP camera or other PoE powered device to the Data + PoE RJ45 connector of Vi22401U. The cable must be a cat5/6 with a maximum length of 100m (328 feet).

Ethernet Switch/NVR-end Installation

- Connect the UTP Cable (cat5/6) from the Ethernet switch to the Data RJ45 connector of Vi22401U. The total length of UTP cable from network switch to the powered PoE device should not exceed 100m (328 feet).

- Plug the AC power cord provided with the unit to the mains.

Technical Specifications*

Electrical

Ethernet Interface	Standard 10/100/1000 BaseTX
UTP	Category-5 (or higher)
Output Power	60W @ 54 VDC
AC Input Power	90-264VAC, 50-60 Hz
PoE Standards	IEEE 802.3af IEEE 802.3at IEEE 802.3bt up to 60W UPoE up to 60W
Status LEDs	Power: Green PoE On: Green
Connectors	Input Interface: Shielded RJ-45 Output Interface: Shielded RJ-45 Main Power: IEC 320-C14 inlet

Regulatory

Safety	CE
Environmental	RoHS, WEEE

Environmental

Humidity	0 to 90%, non-condensing
Temperature	Operating: -20°C to +50°C Storage: -30°C to +70°C

Mechanical

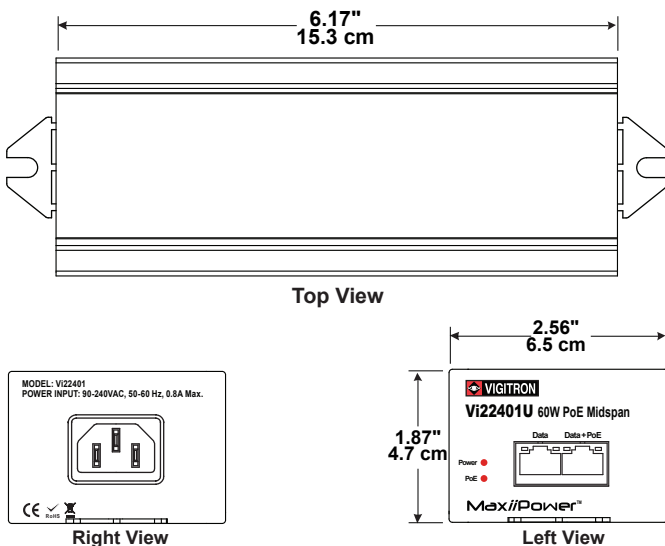
Dimensions	1.87x2.56x6.17 in., 4.7x6.5x15.3 cm (HxWxL)
Weight	0.95 lb (430 g)
Material	Extruded Aluminum

Included Accessories


Molded IEC 7 ft. (200 cm) power cord

*Specifications subject to change without notice.

Drawings



Status LEDs



LED Name	Color	Status	Function
Power	GREEN	OFF	Power is OFF
		ON	Power is ON
PoE	GREEN	OFF	PoE output is OFF
		ON	PoE output is ON

Ordering Information

Ordering Information

Part No.

Vi22401U Single Port 60W PoE Midspan

Limited Lifetime Warranty

Vigtron, Inc. warrants that all Vigtron products ("Product"), if used in accordance with these instructions, will be free of defects in material and workmanship for lifetime defined as the duration period of time until product end of life is announcement. After which Vigtron will continue to provide warranty services for a period of 3 years. Period covering valid warranty will be determined by proof of purchase in the form of an invoice from an authorized Vigtron dealer.

Warranty will only be provided for as long as the original end user purchaser owns the product. Warranty is not transferable. At Vigtron's option, defective product will be repaired, replaced or substituted with a product of equal value. This warranty does not apply if, in the judgment of Vigtron, Inc., the Product fails due to damage from shipment, handling, storage, accident, abuse or misuse, or if it has been used or maintained not conforming to Product manual instructions, has been modified, or serial number removed or defaced. Repair by anyone other than Vigtron, Inc. or an approved agent will void this warranty. Vigtron, Inc. shall not under any circumstances be liable to any person for any incidental, indirect or consequential damages, including damages resulting from use or malfunction of the product, loss of profits or revenues or costs of replacement goods. The maximum liability of Vigtron, Inc. under this warranty is limited to the original purchase price of the Product only.



TEL (+1) 858-484-5209 • FAX (+1) 858-484-1205

7810 Trade Street, Suite 100, San Diego, CA 92121, USA • support@vigtron.com • www.vigtron.com

© Copyright 2022 Vigtron, Inc.

Vi22401U_UM